


Percentage Increase - Using a Bar Model

ANSWERS



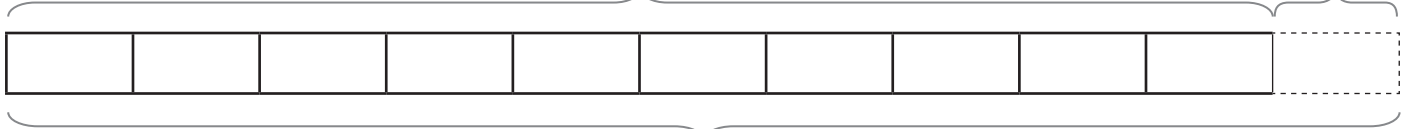
1) Increase 70 by 10% =

77

100% = 70

10% =

7



110% =

77

2) Increase 130 by 20% =

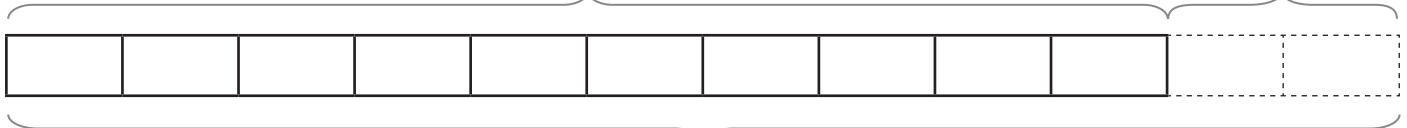
156

100% =

130

20% =

26

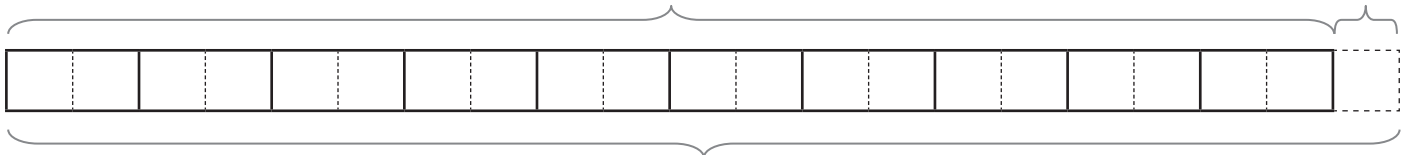


120% =

156

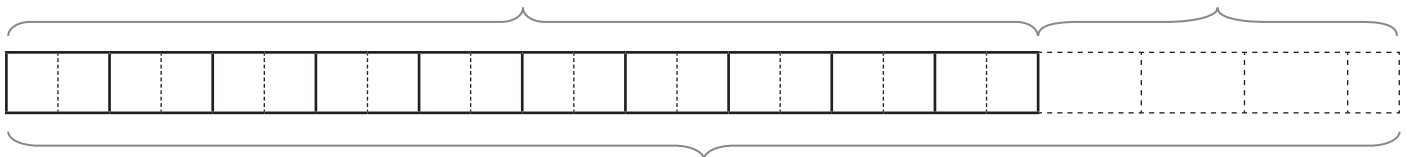
3) Increase 40 by 5% =

42




4) Increase 90 by 35% =

121.5

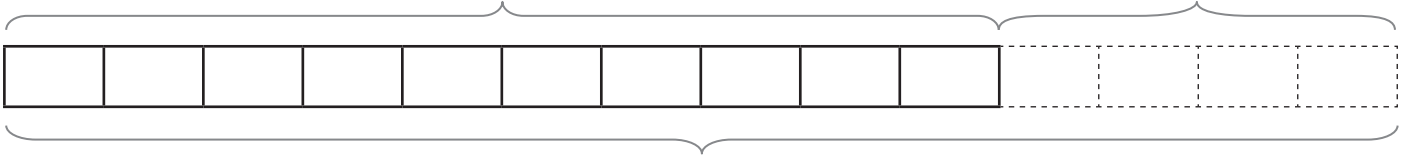


Percentage Increase - Using a Bar Model

ANSWERS



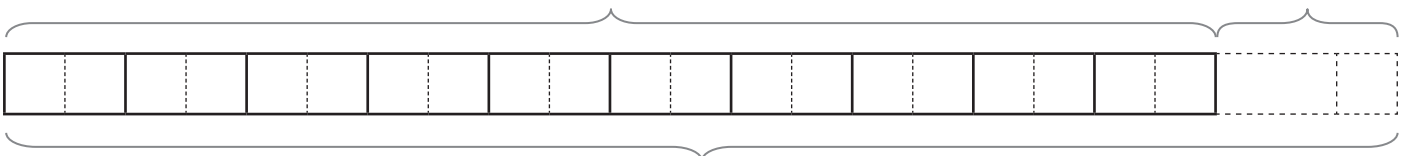
5) Increase 250 by 40% = **350**



6) Increase 12 by 60% = **19.2**



7) Increase 600 by 15% = **690**



8) Increase 320 by 25% = **400**

Draw your own bar model to answer this question.