

Name: \_\_\_\_\_

Year: \_\_\_\_\_

Date: \_\_\_\_\_



# Subtracting from Multiples of 10 (B)

## ANSWERS



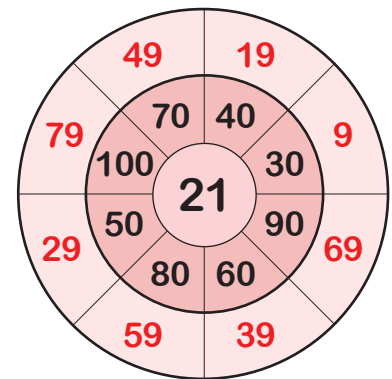
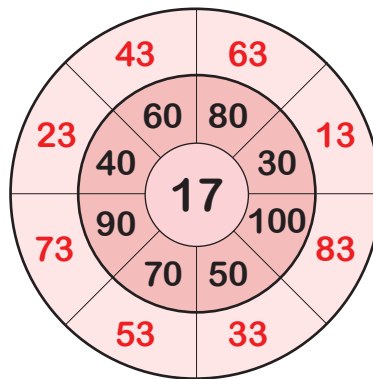
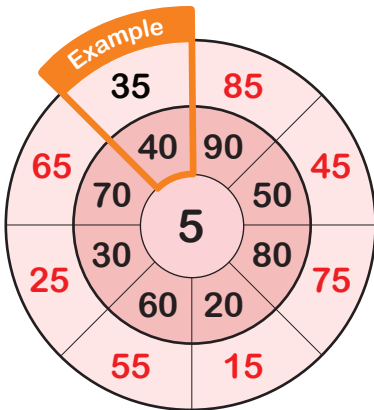
### Section A

Use partitioning to complete the subtractions.

<p><b>Example:</b></p> $\begin{aligned} 30 - 13 &= 30 - \text{tens} - \text{ones} \\ &= 30 - 10 - 3 \\ &= 20 - 3 \\ &= 17 \end{aligned}$	$\begin{aligned} 80 - 16 &= 80 - \text{tens} - \text{ones} \\ &= 80 - 10 - 6 \\ &= 70 - 6 \\ &= 64 \end{aligned}$
$\begin{aligned} 70 - 38 &= 70 - \text{tens} - \text{ones} \\ &= 70 - 30 - 8 \\ &= 32 \end{aligned}$	$40 - 27 = 13$
$60 - 44 = 16$	$50 - 29 = 21$

### Section B Subtraction Wheels

1) Subtract the number in the centre from the number outside of it.



2) Start with the number at the centre and subtract the number outside of it.

